


Follow the cycleway down towards the river.

12 How many miles is it from Blackburn to Preston in total?



At the bridge find the metal artwork.

13 All these creatures are on the sculptures. Fill in the missing letters.


WO _ DLO _ SE

W _ _ P

TR _ _ T

SHR _ _ P

SPI _ ER



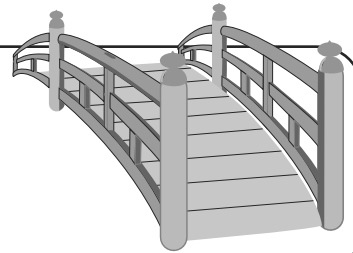
Cross over the bridge, turn left along the river bank and look out for the green metal bench on your left next to the river.

14 Whose name is on the bench?



Continue along the path and cross over the footbridge.

15 What is the special name of the bridge?
(Name found on side of bridge)



Head back towards the pavilion.

16 What is the centre called on the left hand side of the pavilion?



*The Finish
Well Done!*

The DISCOVERY TRAIL



WITTON COUNTRY PARK

BE A DETECTIVE!

Re-discover lost history, enjoy new artwork and spot wildlife along the way.
A 1 mile, 1 hour, family fun trail - suitable for all ages.
The trail includes steps and woodland paths

.....
is a Witton Country Park **DETECTIVE**



Countryside Services

To start on the detective trail go behind the pavilion, find the path that leads to the lily pond.



1 What is the shape of the lily pond?

Take the path to your left down the avenue of yew trees.

2 How many red (Lancashire) roses can you count on all sides of the metal gates?




Pass through the gateway, turn right and head into the courtyard.

3 What flower is the sculpture?



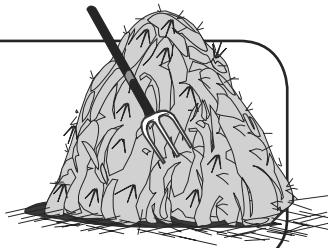
Also in the courtyard

4 How many steps on the horseblock are there?



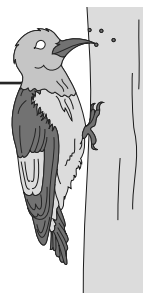
Go back to the gable end of the building, (the one with the coloured information sign on). There are square holes in the wall that kept the hayloft aired.

5 How many square holes can you see?




Turn up past the outdoor animal pens towards the wood and up a set of steps.

6 How many steps can you count as you go up into the wood?




Follow the path to your left then take the right hand turn up the hill to find the old stone walled ruin.

7 Can you guess what the old building was? Here's a clue.....you grow flowers in it.



Go through the ruin to the left, then turn right at the stone square block.

8 On the right is a kissing gate that leads into the field. What is it made of?




DO NOT go through the gate but follow the path down hill, between the bushes. Keep to the right until you come to a large open space. (the old site of Witton House.)

9 Test your mathematics! Witton House stood here for 154 years and was demolished in 1954. What year was it built?



Continue heading left down to the gravelled area. At the far right end of this area there are 4 steps. Walk down the steps to pass the fallen pillar on your right and head for the large stone block (the dog's grave) then down more steps.

10 How many steps can you count?



Turn right at the bottom of the steps and follow the path down to the cycleway, bear right to follow the cycleway.

11 Who is looking down at you from on high? What bird is it?

